

VISHAL BHARTI PUBLIC SCHOOL
A-1 Block, Paschim Vihar, New Delhi –110063.
ASSIGNMENT FOR SUMMER HOLIDAYS
CLASS :III

Dear Parents,

*Creative activities help us acknowledge and
celebrate our own uniqueness and diversity*



The academic session 2022-23 has started in full swing and students have settled well in their new classes. After a gap of nearly two years children are thoroughly enjoying school life once more.

Now with the summer temperatures soaring high, children look forward to vacation time when they can relax, visit friends and family, travel to see places and enjoy those little pleasures of life which get neglected during the busy school routine. The summer vacations commence from 23rd of May and school will re-open on 4th of July 2022.

To ensure that the children have a constructive holiday, some Holiday Homework & Projects are being given which will keep the child active and involved. These projects can easily be done by the children and you could assist only where required. These will indeed provide an enjoyable learning experience. Holiday homework project has been designed keeping in mind learning objectives, purposeful activity and development of young learners.

All work presented should be done by the student himself/herself.

All work to be submitted by July 7 ,2022.

The school office will remain open on all working days between 9.00 am to 2.00 pm during the summer vacation.

Wishing all of you a relaxing, joyful break filled with memorable times with your children.

Warm Regards
Ms Rachna Jain
(Principal)

ENGLISH

Guidelines:

i) Q1 and Q2 are to be done in English Project file.

ii) You can also decorate your work in the project files using coloured pens or pencils

Q1) THE ONE WHO INSPIRES ME. A superhero is someone we adore, who gives us strength and helps us when things get tough in our lives. Who do you consider a superhero in your life? Write a short paragraph of about 150 words describing your superhero with their unique powers and qualities.

Q2) BUILD YOUR CHARACTER . Read an English book/story and write what moral values/lessons you get from it. Also draw an illustration related to it. (Word limit- 80 to 100 words)

Q3) LET'S IMPROVE OUR HANDWRITING. Do cursive writing pages 3 to 21 in the cursive writing book. Write at least 20 pages of cursive writing in a separate notebook.

Q4) BUILD YOUR VOCABULARY

Decide a location- Think of a nice place where you can keep the wall which can be in form of a chart paper/sheet.

Material Required- Chart paper, colours, sheets, tape, decorative items and scissors.

Rule 1: Whenever you find or explore a new word, write it down. Following the Alphabetical order search for its meaning in the dictionary.

Rule 2: Write the word with a different pen/marker and meaning with some other colour. Now show some creativity by drawing them on other coloured sheets/paper using different shapes and art forms.

Rule 3: Stick the word with meaning on the chart paper acting as a wall. You can also draw pictures/paste picture in order to support the word and its meaning.

Example of how your word wall should look like



HINDI

मुख्य निर्देश-

1. सभी कार्य निर्देशानुसार करिए |
2. कार्य सुंदर लेख में करिए |
3. कार्य करने से पहले दिनांक ज़रूर लिखिए |

1. अपनी हिंदी पुस्तक 'तेजस' में से एक कविता याद करिए व पर सचित्र लिखिए।

2. छात्र अपनी सुलेख पुस्तक में प्रतिदिन एक पृष्ठ सुलेख करेंगे | अपनी पुस्तक पर दिनांक ज़रूर लिखिए |

3. आप अपने घर में लगे पेड़-पौधों की किस प्रकार देखभाल करते हो? अपनी हिन्दी व्याकरण कॉपी में दस पंक्तियाँ लिखिए |



4. आपकी माँ सबको स्वस्थ रखने के लिए घर में प्रतिदिन काढ़ा बनाती हैं | काढ़ा बनाने की विधि अपनी माँ से सीखिए तथा उसके फ़ायदे हिंदी ग्रीष्मकालीन की एक अलग अभ्यास - पुस्तिका में लिखिए |

5. लूडो, साँप-सीढ़ी या शतरंज किसी एक खेल का चित्र बनाकर उसके नियम अपनी हिन्दी प्रॉजेक्ट फाइल में लिखिए |

6. अपनी हिन्दी की पुस्तक से प्रतिदिन दो नए शब्द लिखिए, उनका अर्थ लिखिए तथा उनसे एक-एक वाक्य अपनी हिंदी ग्रीष्मकालीन की एक अलग अभ्यास - पुस्तिका में लिखिए |

7. निम्नलिखित चित्र देखकर एक अनुच्छेद हिंदी ग्रीष्मकालीन की एक अलग अभ्यास - पुस्तिका में लिखिए |

8. अपने घर में से किन्हीं दस संज्ञा शब्दों के नाम लिखकर उनसे वाक्य बनाइए और हिंदी ग्रीष्मकालीन की एक अलग अभ्यास - पुस्तिका में लिखिए |



CH-1: LIVING & NON-LIVING THINGS
 CH-2: PARTS OF A PLANT


GENERAL INSTRUCTIONS

- Both the projects have to be done in the science FA file.
- The written part should be neatly presented in your own handwriting.
- You will be assessed on the basis of your creativity and originality.
- Worksheets to be done in science notebook.

PROJECTS

PROJECT-1: - Make a project in your science activity file to recognize the different things as living and non-living in your house and write their features.


Living or Non-Living ?

	Does it move by itself?	Does it grow and change?	Does it need air?	Does it need food and water?	Does it make more of itself?
	Yes	Yes	Yes	Yes	Yes
 car	No	No	No	No (gas)	No
 tree	Yes	Yes	Yes	Yes	Yes
 book	No	No	No	No	No
 flower	Yes	Yes	Yes	Yes	Yes
 juice	No	No	No	No	No
	Yes	Yes	Yes	Yes	Yes
	Yes	Yes	Yes	Yes	Yes

Example is given alongside:

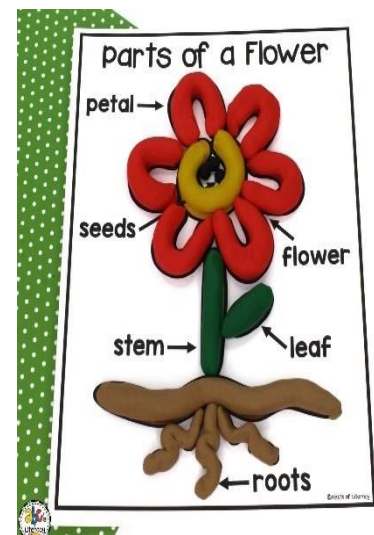
Please note: You can use your own creative ideas for doing this project as pictures/ cut-outs can also be pasted.

Also write your self-composed poem/ few lines on living things. Like one is given below for your reference:



PROJECT-2: Plants are **living organisms** such as **trees, herbs, bushes etc.** The main parts of a plant are **roots, stem, leaves, flowers and fruit.** Sort the different parts of a plant in a creative way using different things like colourful clay, thread or wool, paper plate, origami sheets, etc. and learn the main functions of each part.

For Reference:





Worksheet-1


Q1. Do as directed for living and non-living things:


Living Things or Non Living things

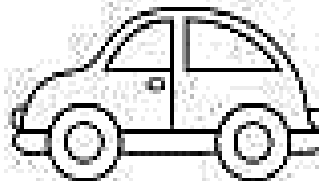
Directions: Write LT if the pictures is living things and NLT for Non-living Things.


























Q2.



Living Things Needs

Food Water Shelter Air Sunlight

Using the words above, complete the sentences below:

All living things need _____ to drink.

All living things need to eat _____.

All living things require _____ to live in.

All plants require _____ to grow.

All living things need to breathe _____.

List 5 Living Things: _____

Q3. A car moves from one place to another. Is it a living thing? Why?

Q4. Name them:

- a) A plant that folds its leaves on touch.
- b) A non-living thing which can move.
- c) Things made by humans.
- d) A plant that moves towards the Sun.

Q5. Name any two animals which reproduce by :

- a) laying eggs
- b) giving birth to babies directly.

Q6. What are the body parts used by following living things to move from one place to another?

- a) Human Beings
- b) Fish
- c) Birds

Q7. Name the gas that human beings and animals breathe in and breathe out?


Q8. Name the parts of the body used by the following to breathe:


- a) Fish
- b) Human beings
- c) Lion
- d) Cockroach
- e) Plants


Q9. Why do living things need food?


Q10. Answer the following:


OUR FIVE SENSE ORGANS

We _____ with our 

We _____ with our 

We _____ with our 

We _____ with our 

We _____ with our 

see	taste	smell
hear		touch

Worksheet-2

- Q1. What does a plant need for its survival?
 Q2. A student covers a pot of plant with the plastic container. The plant dies after 2-3 days. Give reason.
 Q3. How plants feed themselves?
 Q4. Match the following:

	Parts of a plant		Functions
1.	Leaves	a.	Part from which baby plant grows and is present in the fruit
2.	Fruits	b.	Carry food and water to all other parts
3.	Seeds	c.	The part that produce seeds or fruits
4.	Flowers	d.	It absorbs water and minerals from the soil
5.	Stems	e.	Contain seeds
6.	Roots	f.	Prepare food for the plant

- Q5. Solve the given crossword puzzle:

FIND ME!

S	J	G	S	N	A	T	U	R	E	B
T	M	V	U	R	A	I	N	B	O	W
H	L	O	M	F	D	N	A	L	S	I
E	S	L	M	O	B	A	J	E	K	N
A	E	C	E	R	U	L	O	V	E	T
W	C	A	R	E	E	N	B	Q	W	E
I	J	N	R	S	A	K	T	D	E	R
N	A	O	D	T	R	N	X	A	L	Z
T	Z	Q	X	P	T	Y	R	W	I	U
E	M	V	G	L	H	G	Q	N	I	N
R	X	W	I	N	T	R	R	Y	L	N
E	H	F	A	N	I	M	A	L	S	O



















Q6. Is the pencil that is used for writing a living thing or non-living thing? Give two reasons for your answer?









Q7. A boy saw a strange object. He wonders if it is a living thing or a non-living thing. What 5 questions should he ask himself to decide if the object is living or non-living?

Q8. Draw any two pictures of natural and man-made things which you can see in your surroundings.

Q9. Draw/ paste two - two pictures of the following parts of the plant that we can eat:

- a. Roots:
- b. Stems:
- c. Flowers:

Q10. Match the column

	Column A		Column B
1.		a.	
2.		b.	
3.		c.	
4.		d.	

MATHS

PROJECT

1. It is rightly said that nothing in this world exists without a shape . Keeping the above thought in mind , students have to design 3D miniature model of any four things which exhibits different shape like bus (cuboid) , Pepsi can (cylinder) , tenthouse (cone) etc . Students may use waste material like shoe box , phone box , old newspapers , old CDs , sweet box etc for the model .

2. Revise tables from 2 to 15 daily. Make a separate Maths notebook and practice 10 sums of dodging tables daily

3. Do the following worksheets in your Maths notebook.

WORKSHEET 1

Q1. Write the expanded form of

- a. 4 6 2 0
- b. 3 2 0 1

Q2. Write the place value and face value of 6 in 6 7 8 0.

Q3. Write the predecessor of the following:

- Greatest 3-digit number
- Smallest 3-digit number

Q4. Complete the series of numbers:

- 4 5 1 0, 4 5 1 1, _____, _____, _____ -
- 2 0 1 3, 2 0 1 4, _____, _____, _____

Q5. Write the number name of the following:

- 6 7 8 9
- 7 6 0 9

Worksheet 2

Q1. Arrange the following in ascending order:

7 9 2 0, 9 8 9 6, 1 0 2 3, 3 2 0 1

Q2. Arrange the following in descending order:

9 5 6 1, 1 0 3 2, 8 6 4 3, 5 1 0 2

Q3. Put the correct sign $<$, $>$ or $=$.

- 5 6 2 3 _____ 8 5 4 1
- 2 0 0 4 _____ 2 0 4 0
- 6 7 8 0 _____ 6 7 8
- 2 4 5 6 _____ 2 4 5 6

Q4. Write the successor of the following:

- 8 1 0 0
- 7 1 0 9
- 2 3 0 5
- 6 3 1 9

Q5. Represent 3 0 1 1 on an abacus and write the number name of the same.

WORKSHEET 3

Q1. Write in vertical columns and add:

- $896 + 109$
- $1023 + 5267$
- $7896 + 7894$
- $963 + 53$
- $410 + 210$

WORKSHEET 4

Q1. Write in vertical column and subtract:

- | | |
|------------------|------------------|
| a) $9891 - 1230$ | b) $520 - 103$ |
| c) $4273 - 768$ | d) $7369 - 3500$ |
| e) $7410 - 2310$ | |

WORKSHEET 5

Q1. Write in vertical columns and multiply:

a) 863×7

b) 503×5

c) 269×8

d) 310×9

e) 741×6

SOCIAL SCIENCE

Guidelines: Homework 3 and 4 is to be done in SST Project file.

1. Using a ball, make a model of the earth (Globe) mark the continents & major oceans.
2. Earth is the only planet where life exists. Make a colorful poster depicting any 4 ways in which you can save your planet. Use A3 size sheet.
3. Learn the names of 28 states & their capitals and the language spoken. Write down the same in your Project file. Also mark the same on a Political Map of India.
4. Observe the sky during day and night. In your Social Science Project file draw a picture of day and a night sky. Describe the sky during the day and night in four – four line each.
5. SSt Worksheet has to be solved in SSt project file only

Worksheet

Answer the following questions:

- Q1) What are heavenly bodies?
- Q2) Name the planets of Solar System.
- Q3) What is a Solar System?
- Q4) Write the names of seven continents and five oceans.
- Q5) What are the limitations of a globe?
- Q6) Draw a diagram showing the four major directions.
- Q7) Recognize the people:



a) _____



b) _____

Q8) Draw a diagram of the solar system. Label all the planets.

Q9) Using the clues fill in the blanks:

- a) It represents the Earth as it really is _____.
- b) It is a collection of maps _____
- c) It divides the Earth equally _____
- d) It is the only planet with life. _____
- e) The shape of the Earth is like this fruit. _____

Q10) Write any two points of differences between globes and maps.



COMPUTER SCIENCE

- Make a Poster on any one famous IT personality on A-3 sheet.
- Type a document on “Why is computer a wonderful machine” in WORDPAD in your laptop or Computer, Take a printout of it and paste in your computer notebook.
- Collect 3 pictures of the following and paste in your computer notebooks:
 - a. Alphabetical Keys
 - a. Numeric keys
 - a. Arrow keys
 - a. Function keys

ART

Activity - I

Paper craft – Wall Hanging

Make a **Wall Decor** with the help of your parents using paper flowers, newspaper rolls, ice-cream sticks etc. Some examples are given for your reference, you can find more pictures on internet with help of your parents.



Activity - II

Paper craft – Hand Puppet

Make a **hand puppet** of your choice with help of your parents using colored pastel sheets or colored paper. Some examples are given for your reference, you can find more pictures on internet with help of your parents.

